




REVERSED STERN DRIVE TUG

GENERAL

Vessel type	Reversed Stern Drive (RSD) Tug
Model	2513
Year of built	2021
Flag	French 
Homeport	Rouen
Material	Steel
Mission type	Port towage
Specificity	<ul style="list-style-type: none"> ✓ Twin fin system ✓ FiFi

MAIN DIMENSIONS

Length OA	24,73 m
Beam	13,13 m
Min/Max draft	5,70 m
Displacement	570 t
Bollard pull	80 t
Speed	12,6 kn

CLASSIFICATION

BUREAU VERITAS	Unrestricted navigation
HULL . MACH Escort Tug	Fire Fighting 1
AUT UMS	COMF-NOISE 3
CLEANSHIP	COMF-VIB3
INWATERSURVEY	



DETAILED SPECIFICATIONS

CONTROL & NAVIGATION

Autopilot	Simrad AP-70
GPS	Simrad GN70/HS80A
Navtex	Furuno NX-700
Compass	Cassens & Plath
Dual Echo sounder & speedlog	Skipper EMES60
Searchlight	2x Norselight 1000 W
AIS	Furuno FA-170
Radar	Furuno FAR-1518 + Ø 1x Furuno FAR-1518
VHF Radio telephone	2x Sailor Compact 6222 (one with DSC)
VHF hand helded	Jotron TR-30
Navtex	Furuno NX-700

PROPULSION

Main Engines	2x Caterpillar 3516C
Total Power	5050 kW at 1800 rpm
Propellers	2 x 3000 mm
Azimuth thrusters	2 x Kongsberg Maritime US 255 P30 FP
Max speed	13 kn

ELECTRICAL POWER

Generator Sets	2 x Caterpillar C4.4 TA
Total E-Power	2 x 81 kVA

TANKS

Fuel Oil	77,5 m³
Fresh Water	10,2 m³

ACCOMODATION


Facilities	6 persons
------------	------------------

TOWING EQUIPEMENT


Fore Deck Towing Winch	Hydraulically driven double drum Low speed pull : 27 ton up to 30 m/min high speed pull : 27 ton up to 49 m/min Brrake : 200 ton
Tow line	2 x 150 m rope made of : 130m EUROFLEX 96mm 20m Dyneema 96mm
Aft Deck Towing hook	65 t SWL

DECK EQUIPMENT

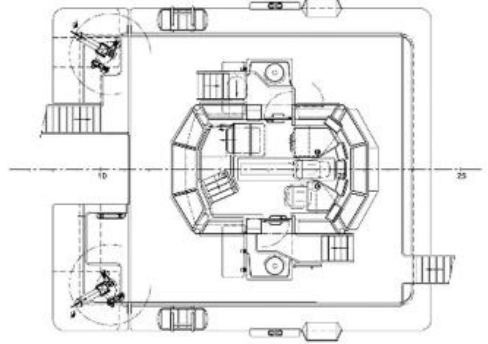
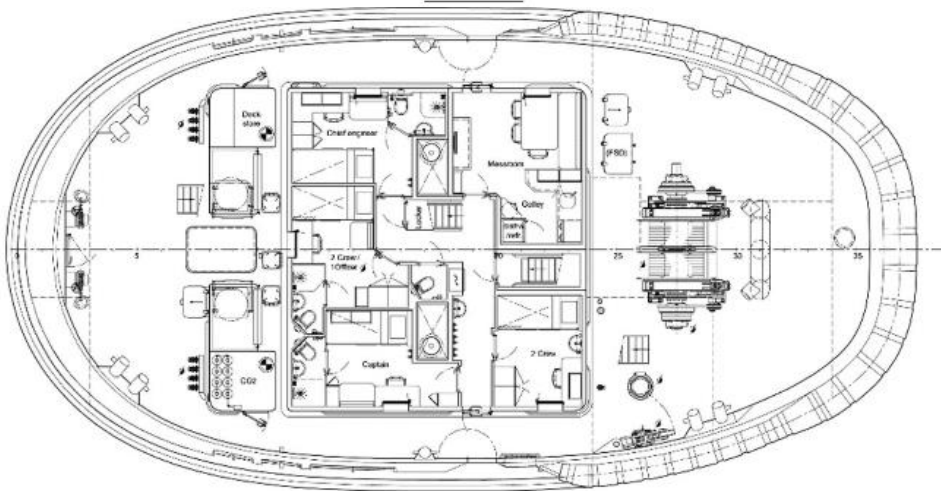
Fifi Set	Driven Pump 2 x 1400m³/h
Fifi monitor	2 x 1200 m³/h, water/foam



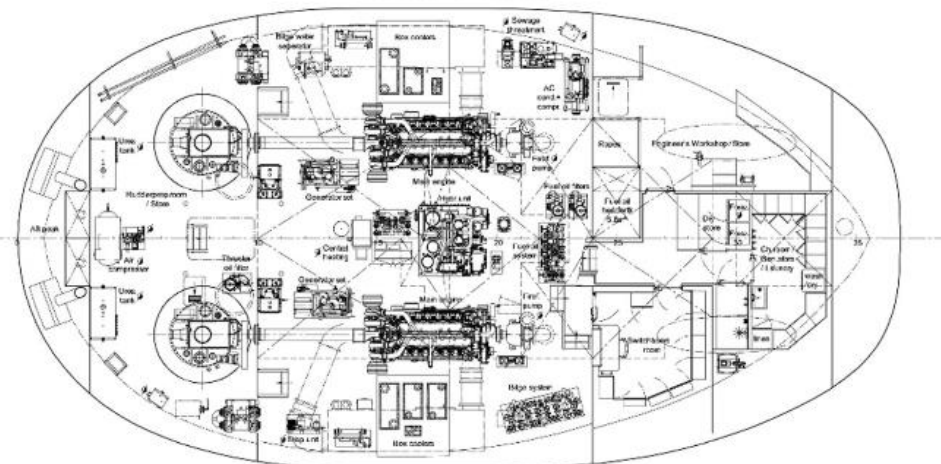
Main deck



Bridge deck



Below Main deck



Top deck

